



STRONGMAN TOOLS

A lift to suit every application!
The UK's largest range of single-phase 4 Post Lifts



Designed to Impress ...

...the **HOME enthusiast**: often ideally looking for a storage solution, the ability to double-up parking space, is something that many people would envy. If they could use a 4 post lift at home the answer to car storage is available at the touch of a button. Our lifts fit into the tightest spaces, can be configured to enable customers to carry out full maintenance and servicing, offer instant all-round access and allow users to access every nook and cranny of their vehicles, or simply and quickly securely store one vehicle over another. All our lifts are designed to employ single phase 240V power which means they can be installed at home with the minimum of fuss and disruption. A full set of drip trays can be specified (these are standard on the Glenfinnan lift).

... the **COMMERCIAL customer**: our UK designed lifts are proven, robust and secure lifting platforms supplied at a very attractive price. The Glenfinnan can be squeezed into an alcove or corner of the workshop and this has proved an asset in increasing the number of available bays in space restricted environments. The lifts are made with high grade steel and finished with top quality welds. Three phase power can be specified, if required.



Initially we sought to develop a unique solution for customers seeking to increase Car Storage Space. After receiving feedback from customers, including Classic Car Enthusiasts, Home Mechanics and small Independent Garages, who were looking for the ability to squeeze a fully featured 4 Post Lift into the tightest spaces, we introduced the Glenfinnan Short and Narrow 4 Post concept at the Classic Car Show in November 2008.

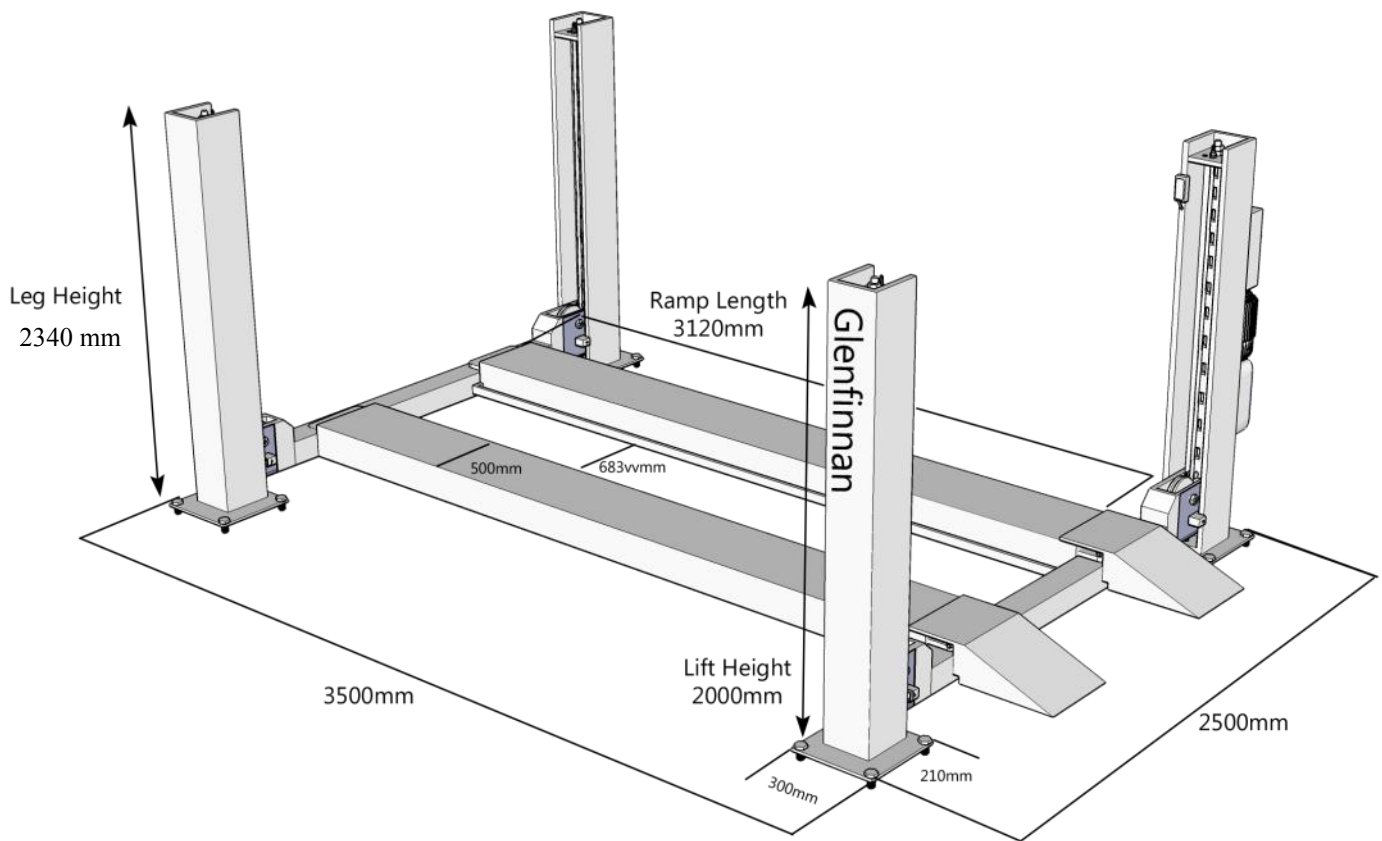
Since that time the interest generated has been phenomenal. To ensure every potential customer could be catered for with an "off-the-shelf" solution we now offer a whole range of equipment which provide both Additional Parking and Car Maintenance capability.

All the lifts in our range are CE certified, can be specified as either 240V Single Phase (stock items are all single phase) or 3 Phase Power, are supplied in component form and can be easily installed by competent home mechanics and engineers. All the individual components are easy to identify and the cable and hydraulic ram pulley assembly has been pre-threaded to ensure straight-forward construction. The list prices INCLUDE VAT and are for the lift collected from us, in Leamington Spa. A suitable car trailer or flat-bed truck is required to transport the equipment. We provide a service to deliver all the components of your lift into your garage or workshop for you to install, plus we can also quote to fully install and commission your new lift, please call for prices and details.

The Glenfinnan provides a unique and exclusive opportunity for Classic and Sports Car owners to squeeze a fully featured 4 post lift into the tightest possible space; if you have ever thought that you would love a 4 poster but never had the room, well think again! All our lifts have all been tested to British Standards and are CE Certified. They employ a hang-board safety ratchet system in each leg, ensuring the lift can be securely, mechanically, locked into position at the ideal height for your requirements.

All Strongman Lifts are independently tested and CE approved.

- ✧ We have designed all lifts that have manual safety operation with the facility to be able to mount the motor on either face of the front right upright. Motor control assemblies can also be mounted on the rear left post,
- ✧ Superior internal safety locking, on each post, using "hang-board" ladder system.
- ✧ Up-ramps can be left fitted to lift or can be removed if space is tight.



Glenfinnan Dimensions **3200kg**


The Glenfinnan is all our own work! Having listened to our customers we designed what we believe to be the definitive enthusiast lift. As well as featuring in hundreds of domestic garages it has also been recommended as an ideal solution for smaller commercial premises and for use with ATV's, Street Cleaners etc; a real pocket Samson of a lift. This lift will cope with cars driving onto it up to a maximum of 1800mm (70") width across the tyres. It is 2500mm wide and 3500mm long (excluding up-ramps), the main ramps are 500mm wide and 683mm apart, the Glenfinnan is a fully featured, robust and reliable 4 Post, just smaller than any Commercial Lift available on the market...

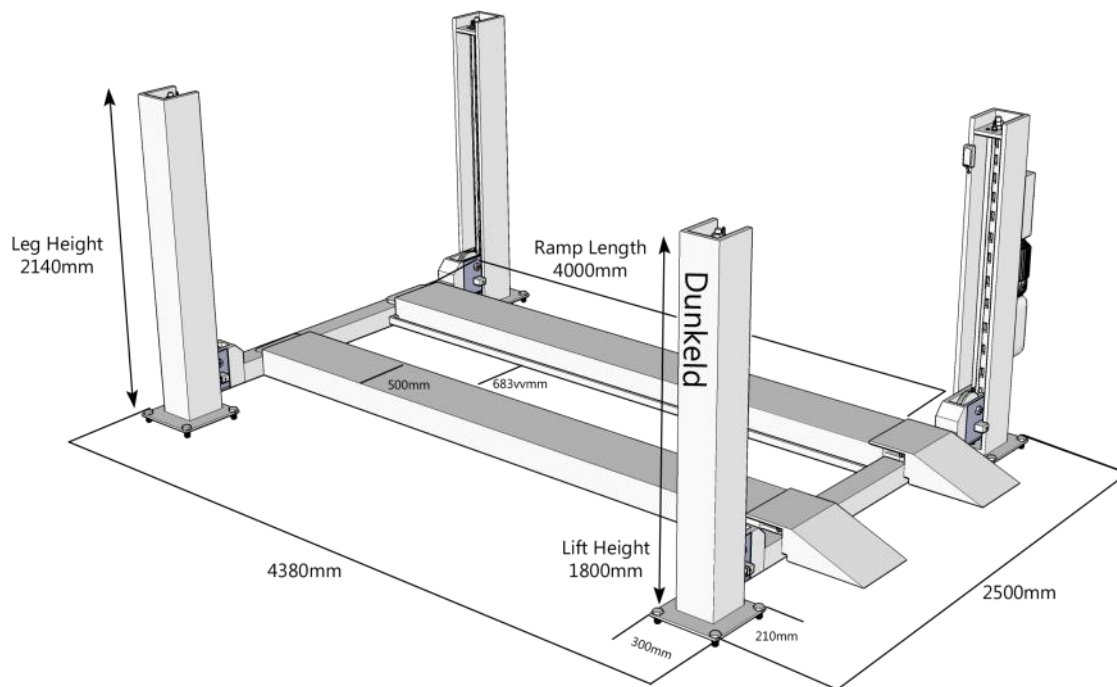
Ramp Length

The overall length of the vehicle ramps is 3.12m for Glenfinnan Lifts and 4m for the other models. The published overall length of the whole lift DOES NOT include the up-ramps, which are detachable if necessary.

Overall Width

The published widths EXCLUDE the motor control unit, which will add a **minimum** of 185mm to the overall width, the control unit can be secured to the wall should space really be constrained.

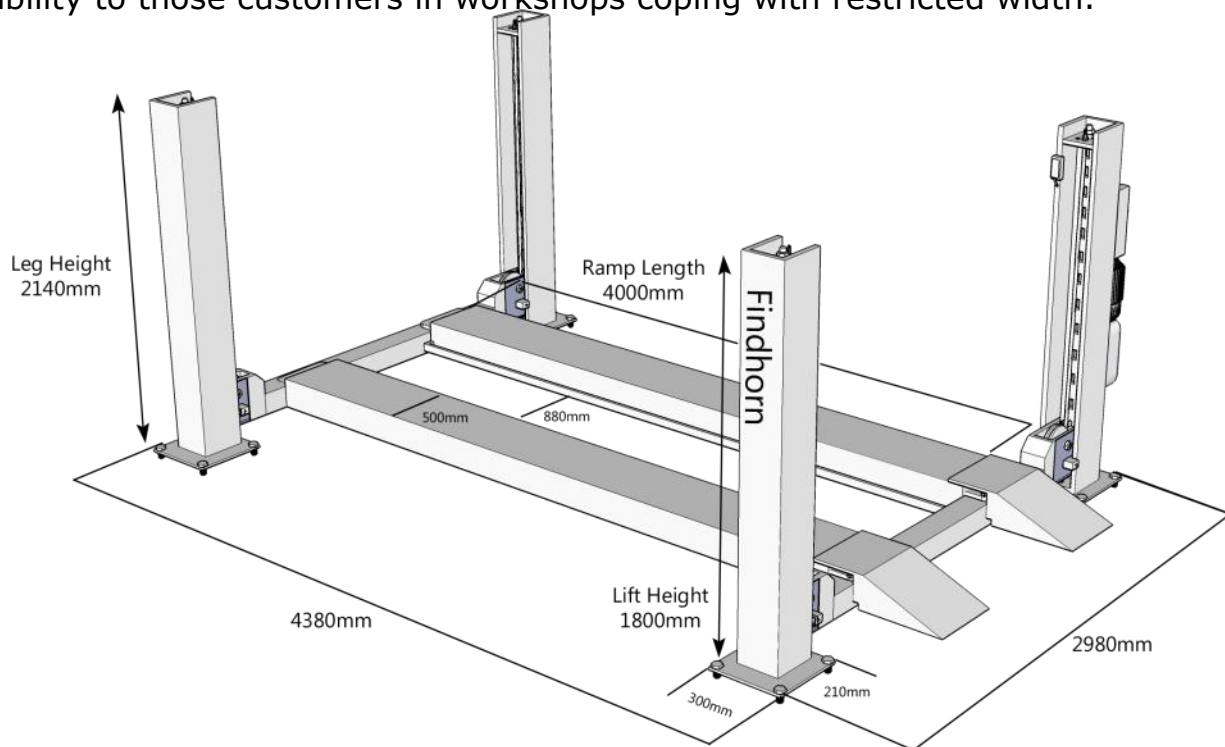




3500kg

Dunkeld Dimensions

The Dunkeld is another Strongman exclusive, not content with offering you the Glenfinnan, we had such continued demand for a Standard length *NARROW* lift that we have carried this model forward from our old range. The Dunkeld offers that extra bit of flexibility to those customers in workshops coping with restricted width.

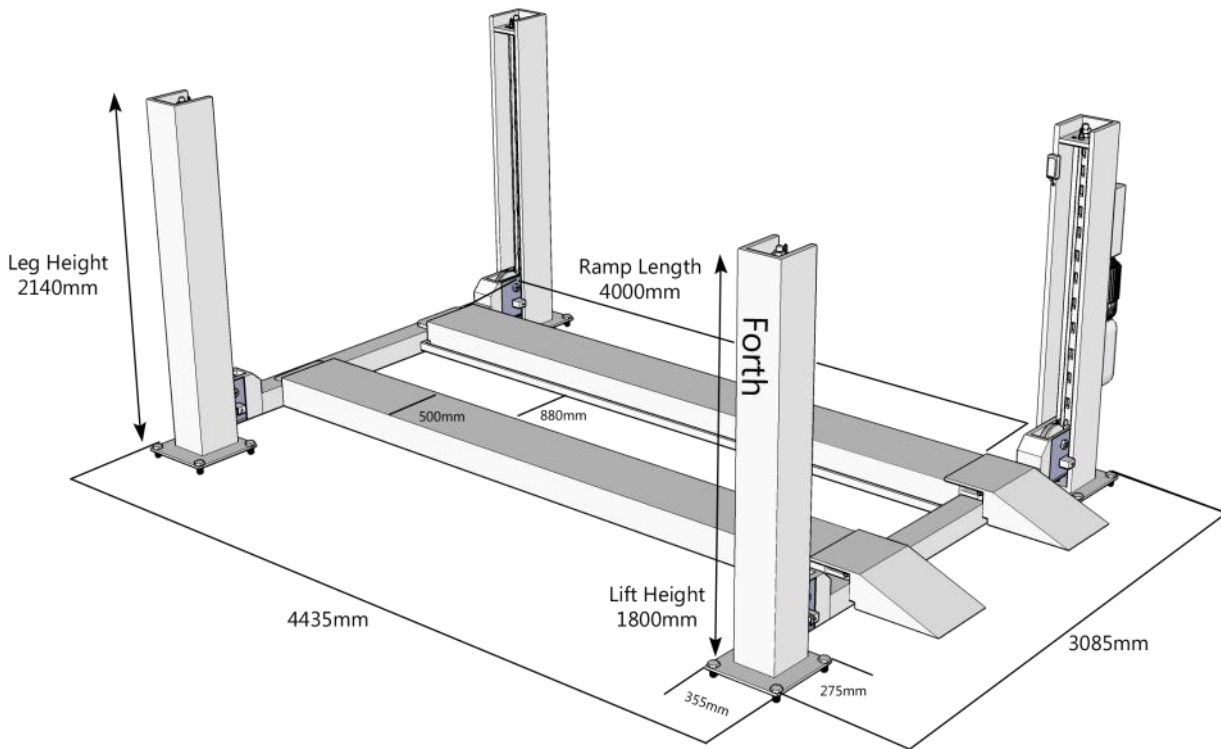


3500kg

Findhorn Dimensions

Findhorn Lifts are our "bread and butter" range! They are a 'standard' size fully featured lift. Like all of our designs these modern, robust and reliable lifts are built to last, with top quality components and a useful selection of options. In common with other products in the Strongman portfolio they are supplied to utilise 240V single phase power. 3 phase can be specified for no additional charge.

THE FINDHORN IS ALSO AVAILABLE WITH A 683MM GAP BETWEEN RAMPS, THIS LIFT CALLED THE "CLASSIC PARKER", HAS AN OPTION OF A NARROW JACKING BEAM. A COMPLETE PACKAGE ESPECIALLY DESIGNED TO SUIT OWNERS OF CLASSIC OR KIT CARS THAT WISH TO DO THEIR OWN MAINTENACE, IN COMFORT, WITH EXCELLENT ALL-ROUND ACCESS AND PARK A FULL SIZE MODERN VEHICLE UNDERNEATH



4000kg

Forth Dimensions

With all the features associated with our other 4 post lifts, the Forth is the heavy duty lift in our range, with sturdier posts and a capacity of 4000kg. Options include a manual or hydraulic jacking beam, turntables and 3 phase power.

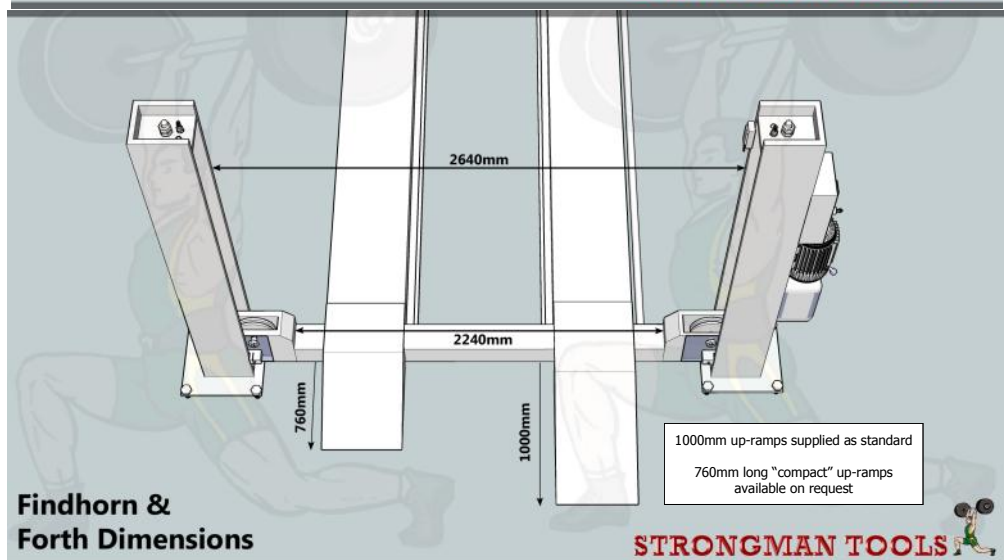
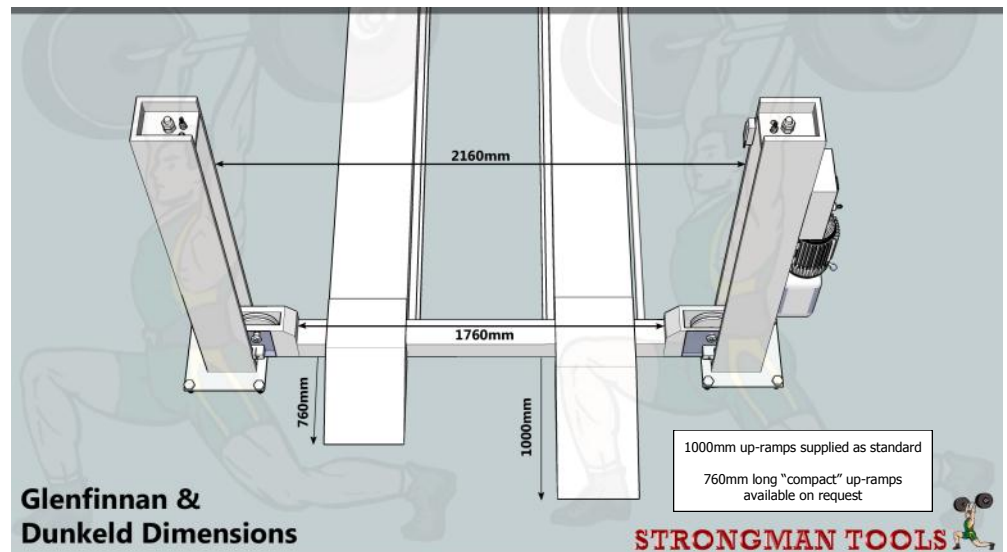
Drive on Dimensions.

Please do check the dimensions on your vehicles to ensure that the track (measured to the outside edges of the tyres) is less than the DRIVE ON width of the lifts, the distance between the pulley housings... 1760mm in the case of the Narrow Lifts and 2240mm for the Standard Width.



Up-Ramps

We have recently changed specification to provide, as standard, 1000mm long up-ramps, their length is not taken into account when we publish the overall length of the lifts as they are detachable.

760mm long up-ramps are available, on request, for Glenfinnan and Dunkeld lifts.



PRICES

Glenfinnan	3.2 tonne model <i>Compact Lift</i>	£2,565
Dunkeld	3.5 tonne model <i>Narrow Lift</i>	£2,701
Findhorn	3.5 tonne model <i>Full Size Lift</i>	£2,855
Classic Parker	<i>with 683mm gap</i>	£2,325
Forth Service	4.0 tonne model <i>Heavy Duty</i>	£3,324
Forth Alignment	<i>Pneumatic release Alignment Lift</i>	£3,808
Mobility Kit Set 4 wheels & brackets	£258	 
Set of Drip Trays for Dunkeld, Findhorn & Forth	£195	
Manual Jacking Beam	£525	

Delivery Options & Installation

DIY: Turn up to our warehouse in Leamington Spa with a car trailer or flatbed wagon, large enough to accommodate the ramps! We'll help load and make sure you know what to expect on the build. For setting up, these lifts come with full instructions but please be aware, the lifts are **heavy** and will need *at least* 2 of you to put them together, and for the heavier bits 3 or more! An engine crane is invaluable to assist in laying out; make sure you have a supply of sturdy blocks and a couple of trolley jacks..... All lifts are supplied with the steel cables pre-threaded around the pulley spools to make construction as simple as possible. These lifts are not difficult to put up, but they do take time to put together so allow between 4 and 6 hours depending on your experience, strength & enthusiasm! **We Deliver:** We can deliver to you, goods into your workshop, not dumped by the side of the road! **We Deliver & Install:** for those of you who either don't have the time, nor inclination (not too sure that this building a four poster is what you'd like to be doing on your day off), we offer a delivery and full installation service. Please call for more details, prices for delivery / installation quoted on a model / postcode basis.

Strongman Tools Ltd. Leamington Spa. CV31 1NB

Tel: 01926 453047

email: websales@strongmantools.co.uk

website: www.strongmantools.co.uk